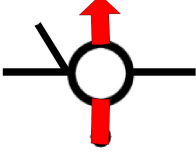
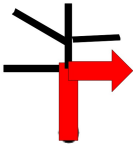




Distance	Sketch	Comment	Dist. to target
Section 0.00 0.00 Sum: 0.00 0.00	1	Start - Stage calibrate Cetatea Medievală	5.47 3.40 0%
Section 0.04 0.02 Sum: 0.04 0.02	2	Turn right Str. Cetății	5.43 3.38 0%
Section 0.36 0.22 Sum: 0.40 0.25	3	Turn left Str. Mihai Viteazul	5.07 3.15 7%
Section 0.49 0.30 Sum: 0.89 0.55	4	Enter the roundabout and exit at the third exit Str. Gheorghe Marinescu	4.58 2.85 16%
Section 0.04 0.02 Sum: 0.93 0.58	5	START - Calibrate First electricity pole after roundabout Str. Gheorghe Marinescu	4.54 2.82 17%
Section 0.60 0.37 Sum: 1.53 0.95	6	INTERMEDIATE - Calibrate first Tree after the gate of UMF	3.94 2.45 27%
Section 0.56 0.35 Sum: 2.09 1.30	7	INTERMEDIATE - Calibrate at PARKING Sign after hospital Str. Gheorghe Marinescu	3.38 2.10 38%
Section 0.44 0.27 Sum: 2.53 1.57	8	FINISH - Calibrate at REGHIN Sign Str. Gheorghe Marinescu	2.94 1.83 46%
Section 0.07 0.04 Sum: 2.60 1.62	9	Enter the roundabout and exit at the third exit Str. Gheorghe Marinescu	2.87 1.79 47%
Section 1.32 0.82 Sum: 3.92 2.44	10	START - Calibrate at H sign	1.55 0.96 71%
Section 0.32 0.20 Sum: 4.24 2.64	11	FINISH - Calibrate at Roundabout Sign	1.23 0.77 77%

Distance	Sketch	Comment	Dist. to target
Section 0.08 0.05 Sum: 4.32 2.69		Enter the roundabout and exit at the second exit	1.15 0.72 78%
Section 0.45 0.28 Sum: 4.77 2.97		Turn right	0.70 0.44 87%
Section 0.51 0.32 Sum: 5.28 3.28		Turn around at the end of the boulevard	0.19 0.12 96%
Section 0.19 0.12 Sum: 5.47 3.40		Finish - Stage Calibrate Cetatea Medievală	0.00 0.00 100%